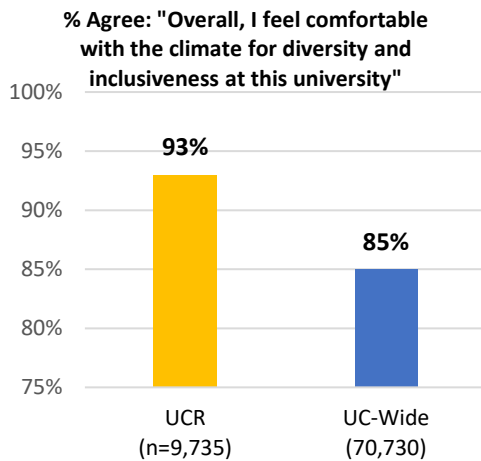


University of California Undergraduate Experience Survey (UCUES) 2020 UCR Results – Highlights

- 48% of UCR students completed UCUES (N=10,269) compared to 35% of students UC system-wide (N=75,236).

Campus Climate for Diversity & Inclusiveness:

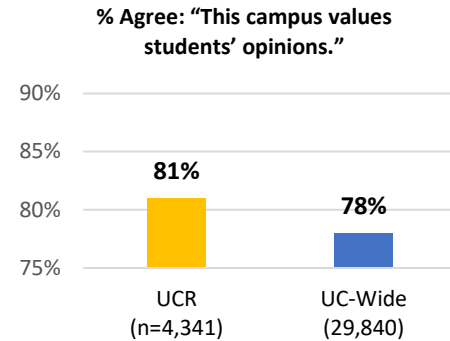
- 93% of UCR students agreed with the statement "Overall, I feel comfortable with the climate for diversity and inclusiveness at this university," compared to 85% of students UC-wide.



- UCR students felt more respected* than students UC-wide based on the following characteristics:

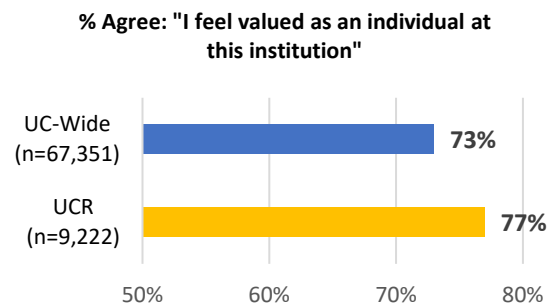
	UCR	UC-Wide
Race/Ethnicity	90%	86%
Gender	91%	90%
Socio-economic Status	87%	85%
Sexual orientation	94%	95%
Immigration Background	70%	63%
Disability or Condition	55%	47%

- 81% of UCR students, compared to 78% of students UC-wide, agreed with the statement, "This campus values students' opinions."



Satisfaction

- 81% of UCR students, compared to 78% of students UC-wide, agreed with the statement, "Top campus administrators are genuinely committed to promoting respect for and understanding of group differences at UC."
- 81% of UCR students, compared to 81% of students UC-wide, were satisfied with their overall academic experience.
- 77% of UCR students, compared to 73% of students UC-wide, were satisfied with their overall social experience.
- 77% of UCR students, compared to 73% of students UC-wide, agreed with the statement, "I feel valued as an individual at this institution."

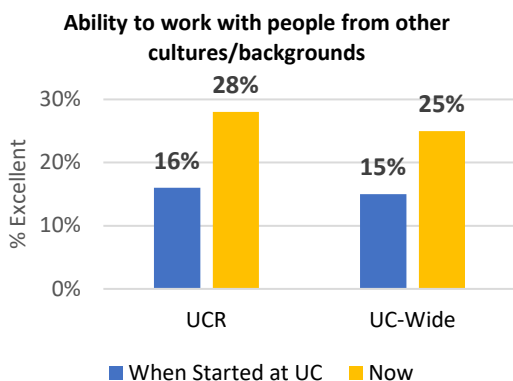


- 64% of UCR students, compared to 62% of students UC-wide, were satisfied with the value of their education for the price they are paying.

- 82% of UCR students agreed with the statement, “I feel that I belong at this university,” compared to 81% of students UC-wide.

Academic Experience

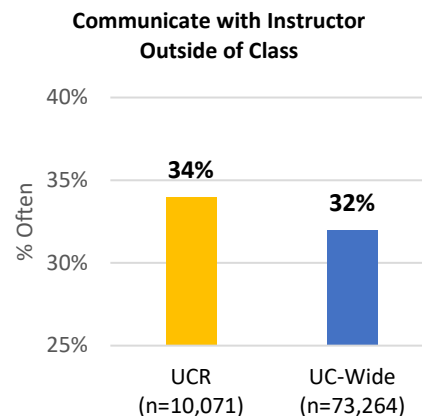
- 89% of UCR students agreed UC Riverside has a strong commitment to undergraduate education, compared to 87% of UC-wide students in reference to their campuses.
- 28% of UCR students rated their current ability to work with people from other cultures/backgrounds as “Excellent”, compared to 16% of UCR students when they started at UCR. In addition, 25% of students UC-wide rated their current ability to work with people from other cultures/backgrounds as “Excellent”, compared to 15% of students UC-wide when they started at their UC campus.



Academic Engagement

- 56% of UCR students reported often contributing to a class discussion compared to 53% of students UC-wide.
- 39% of UCR students reported often having a class in which the professor knew or learned their name, compared to 40% of students UC-wide.
- 38% of UCR students reported often bringing up ideas or concepts from different courses during class discussions, compared to 37% of students UC-wide.

- 38% of UCR students reported often asking an insightful question in class, compared to 36% of students UC-wide.
- 34% of UCR students reported often communicating with the instructor outside of class about issues and concepts derived from a course, compared to 32% of students UC-wide.



- 31% of UCR students reported often finding their courses so interesting that they did more work than was required, compared to 32% of students UC-wide.

Financial Aid:

- 90% of UCR students reported applying for financial aid, scholarships, or grants, compared to 81% UC-wide.
- 67% of UCR students compared to 60% of students UC-wide agreed with the statement “Given the grants and scholarships, if any, that you receive, the total cost of attending this university is manageable.”

Food Insecurity:

- 37% of UCR students indicated that they often “Skipped or cut the size of meals because there wasn’t enough money for food”, compared to 31% of students UC-wide.
- 37% of UCR students, compared to 31% of students UC-wide, indicated that it was often or sometimes true that their food would run out before they got money to buy more.
- 41% of UCR students, compared to 36% of students UC-wide, indicated that it was often

or sometimes true that they couldn't afford to eat balanced meals at least once during the past year-

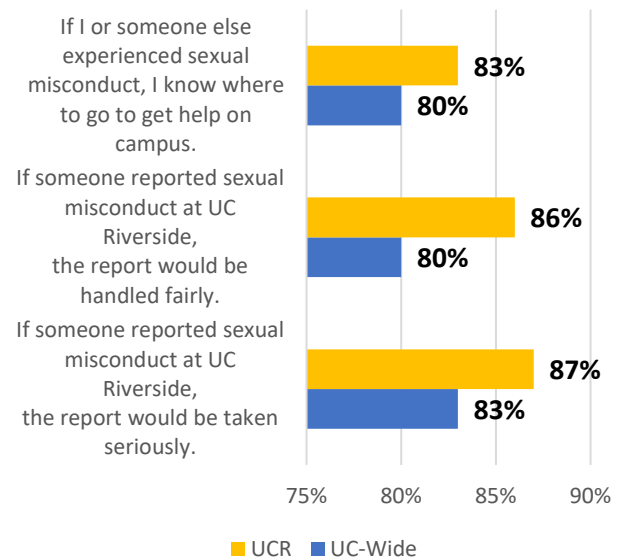
Community & Civic Engagement

- 43% of UCR students, compared to 42% of students UC-wide indicated they participated in community service off-campus.
- 90% of UCR students and 91% of students UC-wide agreed that opportunities to develop their leadership skills while a UC student were important to them.
- 83% of UCR students and 84% of students UC-wide agreed that opportunities to engage in community service while a UC student were important to them.
- 89% of UCR students and 91% of students UC-wide agreed that opportunities to connect their academic work with community-based experience are important to them.

Sexual Misconduct

- 83% of UCR students, compared to 80% of students UC-wide, agreed with the statement, "If I or someone else experienced sexual misconduct, I know where to go to get help on campus."
- 86% of UCR students, compared to 80% of students UC-wide, agreed with the statement, "If someone reported sexual misconduct at UC Riverside, the report would be handled fairly."
- 87% of UCR students, compared to 83% of students UC-wide, agreed with the statement, "If someone reported sexual misconduct at UC Riverside, the report would be taken seriously."

Sexual Misconduct



Basic Needs

- 55% of UCR students, compared to 61% of students UC-wide, were rated as "high or marginal food security" based on their responses to six food security questions on UCUES.
- 31% of UCR students, compared to 25% of students UC-wide, reported that in the last 12 months, they were hungry but didn't eat because there wasn't enough money for food.
- 37% of UCR students, compared to 31% of students UC-wide, reported that in the last 12 months, they cut the size of their meals or skipped meals because there wasn't enough money for food.
- 31% of UCR students, compared to 26% of students UC-wide, reported they "very often" worried about their debt and financial circumstances.
- 67% of UCR students, compared to 60% of students UC-wide, agreed with the statement: "Given the grants and scholarships, if any, that you receive, the total cost of attending this university is manageable."